

Analytics in Action: Building a Strategic Framework for Risk Adjustment

Presented by:

Vijaya Vishwanathan

Director of Product, Analytics
Optum

Ramneek Kaur

Director of Business Analytics
Optum



Webinar participant tips



All participant lines are muted. To protect your privacy, you will only see your name and the presenters' names in the participant box.



To submit a question to the presenters any time during the event:

1. In the Event window > Panels dropdown list > Select Q&A
2. Type your question in the Q&A box
3. Click Send



Today's presenters



Vijaya Vishwanathan

Director of Product, Analytics
Optum



Ramneek Kaur

Director of Business Analytics
Optum

Agenda

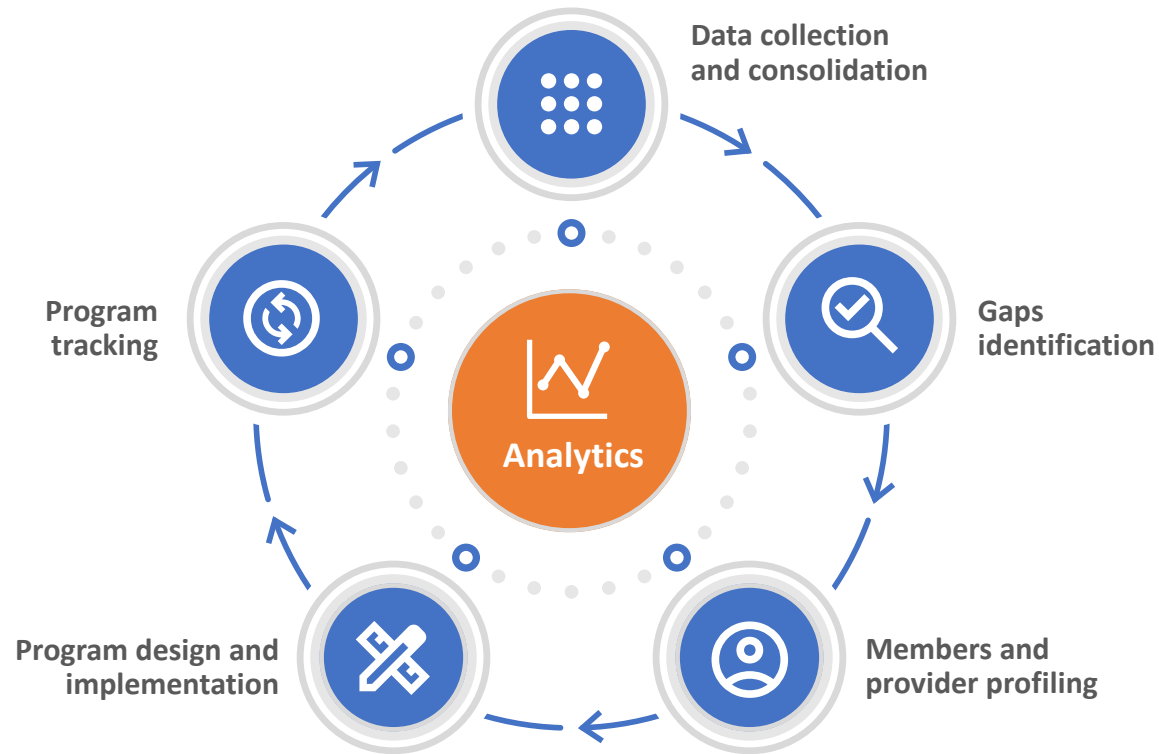
- 1 Lifecycle of analytics
- 2 Data-driven roadmap for 2026
- 3 Program orchestration

Lifecycle of Analytics




RISE

Analytics drive success across risk adjustment and quality initiatives





Prospective risk
adjustment


Retrospective risk
adjustment

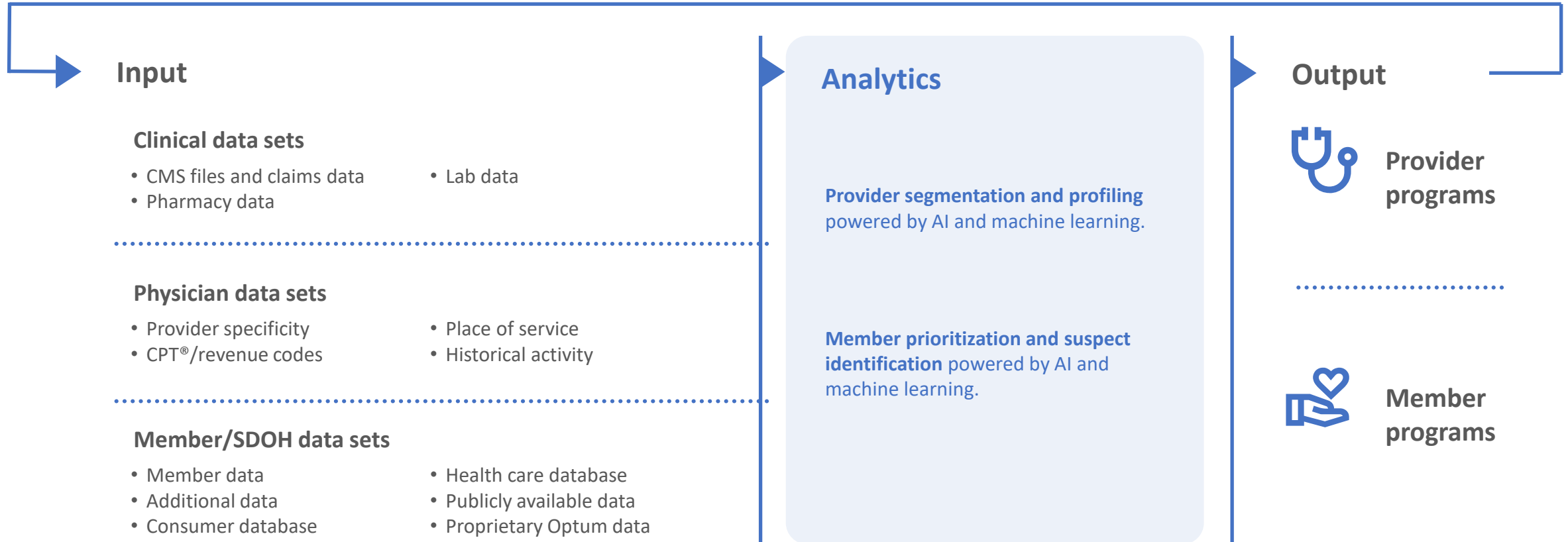

Member
engagement


Coding and
submissions


Quality
measurement


Data
validation

Integrated analytics is the key to comprehensive programs



CPT® is a registered trademark of the American Medical Association.

How mature is your organization's analytics capability for risk adjustment?

- We're just starting to collect and consolidate data
- We have basic analytics and reporting in place
- We use analytics for program tracking and improvement
- We have integrated, AI-powered analytics driving decision-making

The analytics litmus test

Can your data help you understand the whole member or provider?



A complete *member* profile consists of:

- Demographics
- Chronic conditions
- Utilization patterns
- Preventive care
- Social determinants of health
- Care gaps

Does your data inform care management decision making?



- Provider visit frequency
- Specialist referral needs
- Gaps in care, even after visits
- Utilization



- Travel assistance needs
- In-home vs. in-office
- Correct PCP attribution



A complete *provider* profile consists of:

- Specialty and location
- Panel size and composition
- Quality metrics
- Coding accuracy
- Performance trends

3 key steps to set up your data and analytics



Identify members
with cohorts of care



Member outreach
strategies



Provider partnerships to
drive timely interventions



RISE

Data-driven roadmap for 2026



RISE

2026 Medicare Advantage risk adjustment deadlines and milestones

(DOS Jan. 1, 2024–Dec. 31, 2024) Submissions

(DOS Jan. 1, 2025–Dec. 31, 2025) Post-encounter programs

(DOS Jan. 1, 2026–Dec. 31, 2026) Pre-encounter and point-of care programs

2026	Jan	Feb	Mar	Apr	May	Jun	Jul	Aug	Sep	Oct	Nov	Dec
		<ul style="list-style-type: none">● 2025 final run (Feb. 2, 2026)● 2026 mid-year RA (Mar. 6, 2026)							<ul style="list-style-type: none">● 2027 initial run RA (Sept. 4, 2026)			
	Audit memos (if received) for PY 2020–2024*						Audit memos (if received) for PY 2025*					
							● Closed-period delete deadlines for PY 2025 (Jun/Jul 2026)*					

*Estimated timelines, not published by CMS.

Leveraging analytics for data-driven decision-making at key milestones

DOS 2025 programs — Retrospective chart reviews

★ Analytics milestones

Goal setting ●

Strategy and planning

Program implementation

Program assessments and tracking

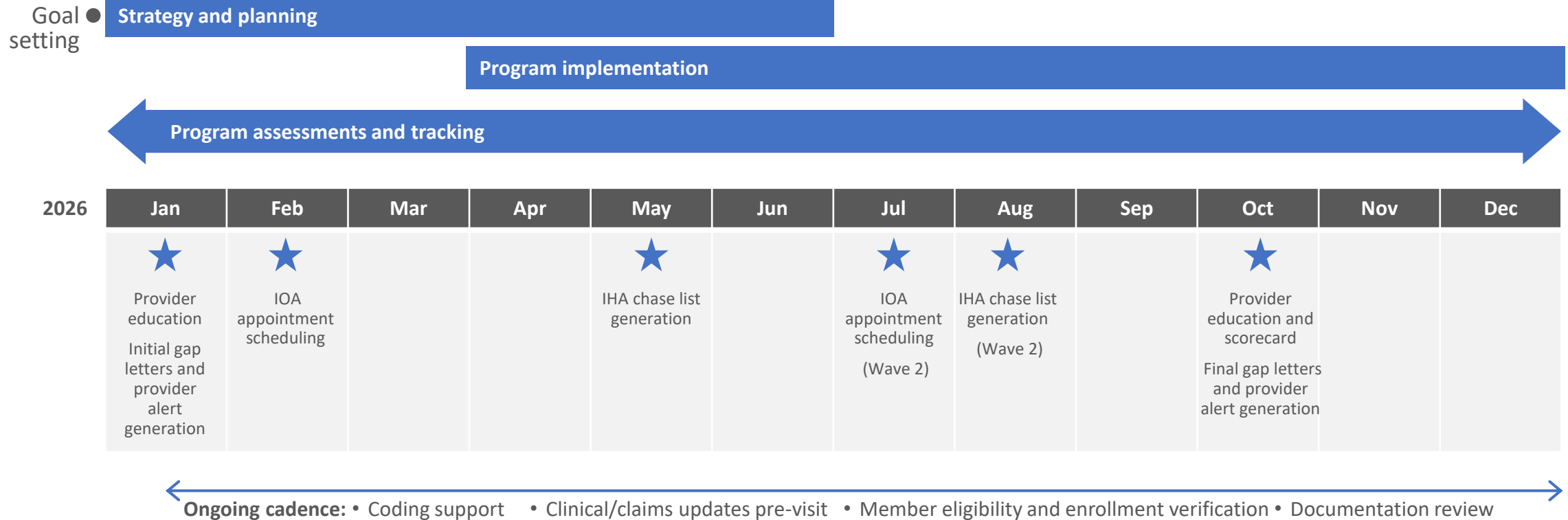
2026	Jan	Feb	Mar	Apr	May	Jun	Jul	Aug	Sep	Oct	Nov	Dec
★			★				★					★
Review retrieval insights			MA project kickoff Chase list generation and prioritization				Chase list generation and prioritization (Wave 2)					Validate consolidation of data from all programs

Ongoing cadence: • KPI assessment • Coding accuracy • Claims verification • Data validation

Leveraging analytics for data-driven decision-making at key milestones

DOS 2026 programs — Prospective review and member engagement

★ Analytics milestones



Program orchestration

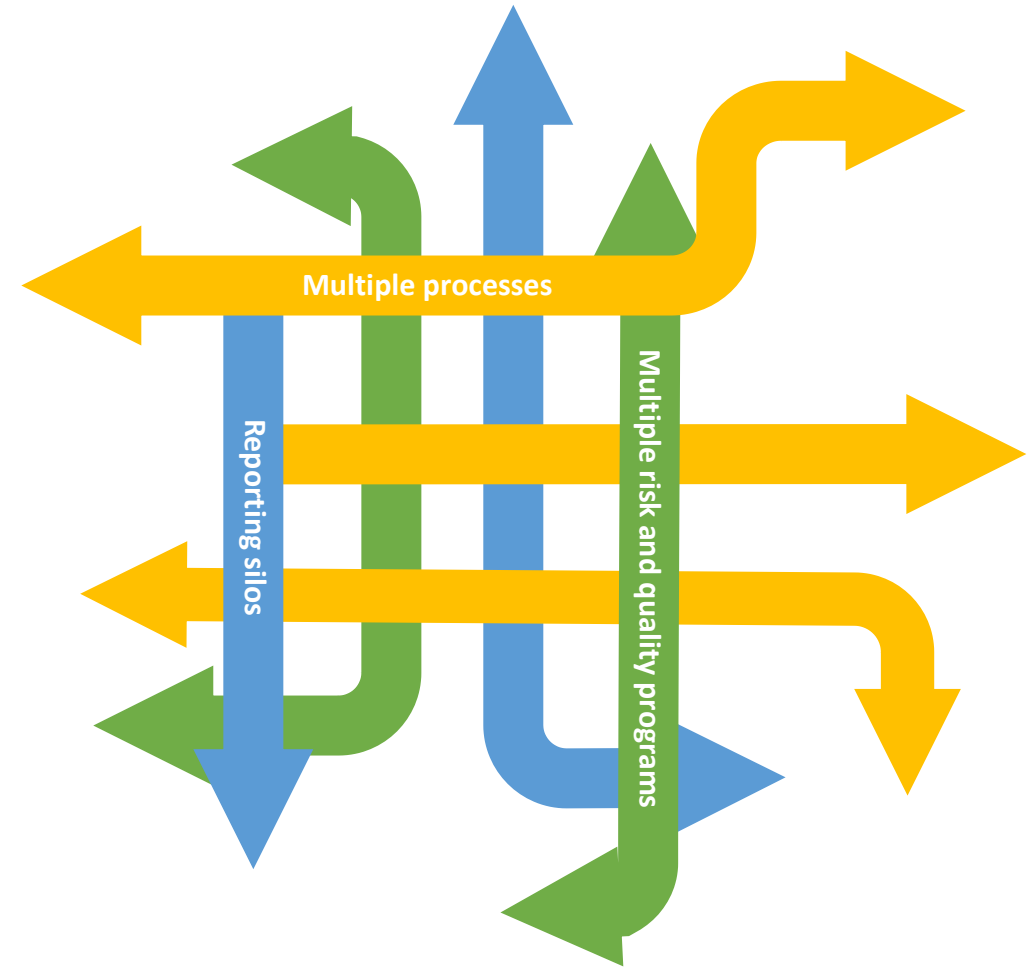


RISE

Disparate programs limit potential value

When managing multiple programs, many organizations struggle with:

- Lack of centralized reporting
- Non-integrated data sets
- Provider abrasion
- Multiple EMR platform support
- Diminishing member confidence
- Inefficient staffing ratios



Frost & Sullivan. The Impact of Health Plan Risk Adjustment and Quality Programs on Healthcare Providers. Presented to Optum Dec. 17, 2024.

Frequent CMS changes have a big impact

Continuously navigating regulatory challenges ...

- Risk adjustment model changes
- Part D redesign
- New Star Ratings methodology
- New FHIR® interoperability rules
- Increasing compliance/audits

... can lead to possible gaps ...

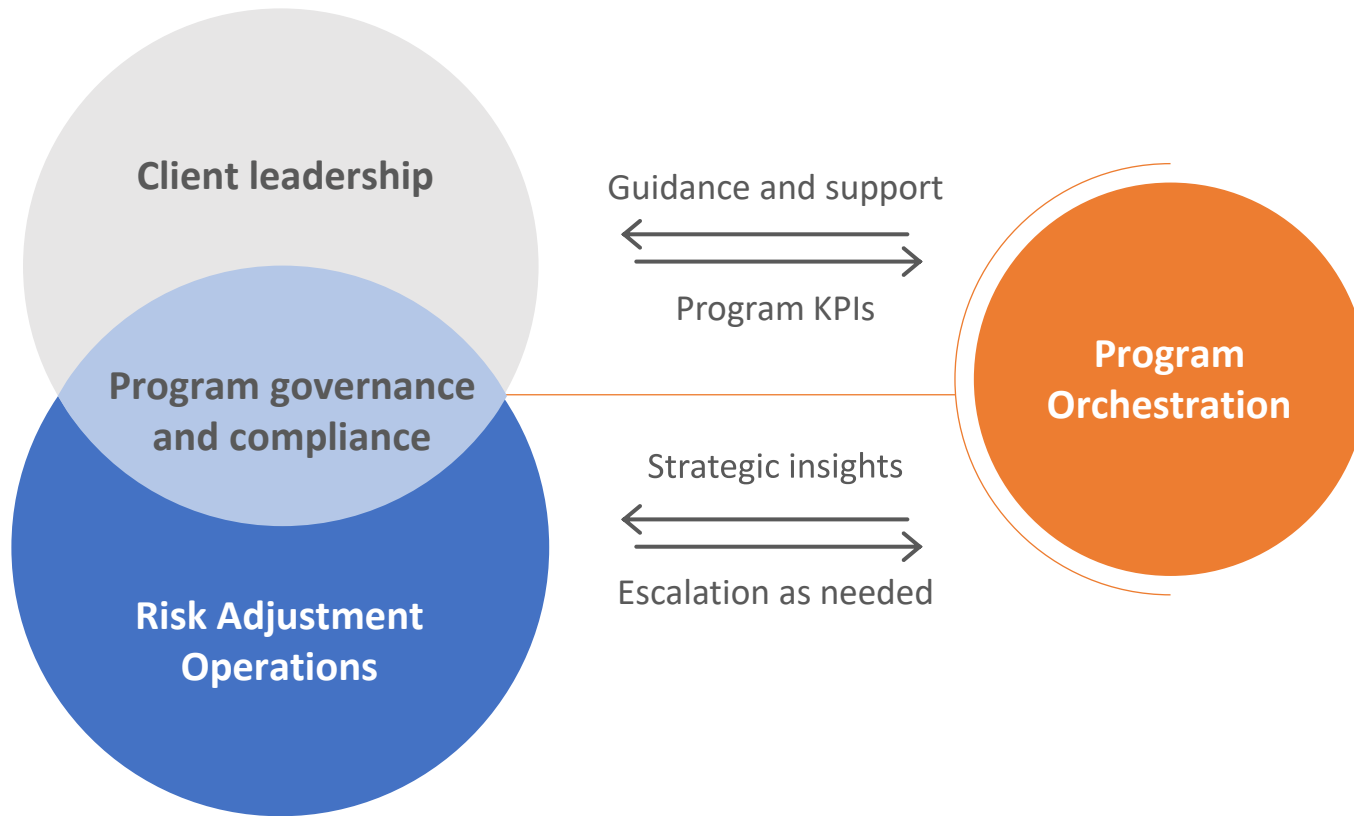
- Strategy
- Processes
- Communication
- Systems
- Training

... and negative impacts

- Timeliness
- Output
- Program ROI
- Innovation

HL7® and FHIR® are the registered trademarks of Health Level Seven International, and their use of these trademarks does not constitute an endorsement by HL7.

Integrated program orchestration enables strategic alignment and measurable outcomes



Our 5-phased approach to effective implementation

- 1 Discovery and strategic alignment
- 2 Design and mobilization
- 3 Execution and monitoring
- 4 Optimization
- 5 Steady state

What is the biggest barrier your team faces in achieving effective risk adjustment orchestration?

- **Bandwidth and expertise:** Limited capacity and need for staff training
- **Strategy and analytics:** Gaps in planning, insights and data-driven decision-making
- **Relationships:** Challenges in provider partnerships and member engagement
- **Technology and integration:** Outdated systems, automation gaps and poor data flow

Q&A



RISE

Thank you

Learn more at optum.com/risk



RISE